

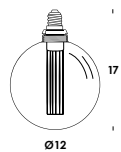


## le lampade

una selezione di speciali lampade led  
creata negli anni per completare i nostri  
apparecchi che hanno la sorgente  
al centro del progetto ed il cui valore  
evocativo va oltre la lampada e la sua  
funzione.

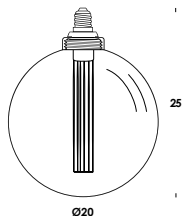
*a selection of led light sources created  
over the years to complete some of our  
luminaire with the light source at the  
center of the project that enhances its  
evocative value that goes beyond the  
lamp and its function.*





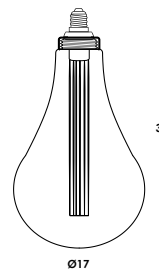
**G120 RN E27 led**

vetro chiaro/clear glass
220-240V - 20.000 h - 12x17cm
4w - 300 lm - 3000 K
cod. lamled133 €



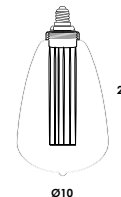
**G200 RN E27 led**

vetro chiaro/clear glass
220-240V - 20.000 h - 20x25cm
4w - 300 lm - 3000 K
cod. lamled135 €



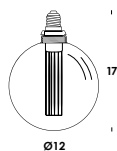
**A165 RN E27 led**

vetro chiaro/clear glass
220-240V - 20.000 h - 17x30cm
4w - 300 lm - 3000 K
cod. lamled137 €



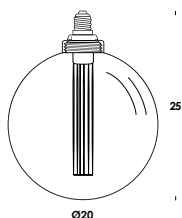
**pera grande RN E27 led**

vetro chiaro/clear glass
220-240V - 20.000 h - 10x20cm
4w - 300 lm - 3000 K
cod. lamled141 €



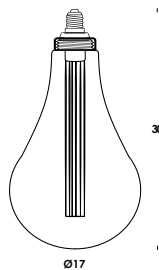
**G120 RN E27 led fumé**

vetro fumé/smoked glass
220-240V - 20.000 h - 12x17cm
4w - 300 lm - 3000 K
cod. lamled134 €




**G200 RN E27 led fumé**

vetro fumé/smoked glass
220-240V - 20.000 h - 20x25cm
4w - 300 lm - 3000 K
cod. lamled136 €



**A165 RN E27 led fumé**

vetro fumé/smoked glass
220-240V - 20.000 h - 17x30cm
4w - 300 lm - 3000 K
cod. lamled138 €



**tubolare RN E27 led**

vetro chiaro/clear glass
220-240V - 20.000 h - 6x25cm
4w - 300lm - 3000 K
cod. lamled142 €

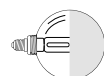


**G95 chiara/clear E27-G9 led**

1/2 cupola argentata superiore  
240V - 20.000 h - 9,5x13cm  
5w - 380 lm - 3000 K - opale  
cod. lamled117

7w - 560 lm - 3000 K - opale  
cod. lamled118

8w - 850 lm - 2700 K - opale  
cod. lamled125

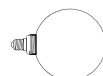


**G120 chiara/clear E27-G9 led**

1/2 cupola argentata superiore  
220-240V - 20.000 h - 12x17cm  
5w - 380 lm - 3000 K - opale  
cod. lamled038

7w - 560 lm - 3000 K - opale  
cod. lamled109

8w - 850 lm - 2700 K - opale  
cod. lamled121

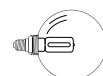


**G120 E27-G9 led**

vetro opale/opal glass  
220-240V - 20.000 h - 12x17cm  
5w - 380 lm - 3000 K - opale  
cod. lamled036

7w - 580 lm - 3000 K - opale  
cod. lamled113

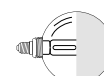
8w - 900 lm - 2700 K - opale  
cod. lamled126 €



**G120 E27-G9 led**

vetro chiaro/clear glass  
220-240V - 20.000 h - 12x17cm  
5w - 400 lm - 3000 K - opale  
cod. lamled037

7w - 600 lm - 3000 K - opale  
cod. lamled114

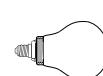


**G120 chiara/clear E27-G9 led**

1/2 cupola sabbliata superiore  
220-240V - 20.000 h - 12x17cm  
5w - 400 lm - 3000 K - opale  
cod. lamled039

7w - 600 lm - 3000 K - opale  
cod. lamled116

8w - 900 lm - 2700 K - opale  
cod. lamled128



**new**

**A100 chiara/clear E27 led**

vetro chiaro/clear glass  
220-240V - 20.000 h - 10x16cm  
4w - 280 lm - 3000 K  
cod. lamled144



**G95 E27 led**

vetro opale/opal glass  
110-240V - 15.000 h - 9,5x13cm  
10w - 1100 lm - 3000 K  
cod. lamled129



**G120 E27 led**

vetro opale/opal glass  
220-240V - 15.000 h - 12x17cm  
9w - 750 lm - 2700 K  
cod. lamled059 €



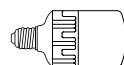
**G95 E27 led**

PMMA opale/opal  
110-240V - 15.000 h - 9,5x13cm  
13w - 1200 lm - 3000 K  
cod. lamled145



**G120 E27 led**

PMMA opale/opal  
110-240V - 15.000 h - 12x17cm  
21w - 1700 lm - 3000 K  
cod. lamled146



**led E27**

PMMA opale/opal  
110-240V - 20.000 h - 18,5x10cm  
30w - 2200 lm - 3000 K  
cod. lamled147



**G9 PMMA led**

PMMA opale/opal  
220-240V - 15.000 h - 6x1,6cm  
4w - 350lm - 3000 K  
cod. lamled140

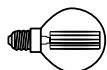
220-240V - 15.000 h - 7x2cm  
7w - 600lm - 3000 K  
cod. lamled120



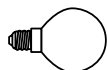
**pera grande opale/opal E27 led**

vetro opale/opal glass  
220-240V - 20.000 h - 10x20cm  
4w - 280 lm - 3000 K  
cod. lamled143

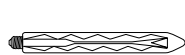
**filamento led E14 - E27 / led filament**



**sfera E14 filamento led**  
 vetro chiaro/clear glass  
 220-240V - 12.000 h - 4,5x8cm  
 4w - 450 lm - 2700 K  
 cod. lamled074

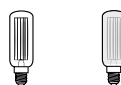


**sfera E14 filamento led**  
 vetro opale/opal glass  
 220-240V - 12.000 h - 4,5x8cm  
 4w - 430 lm - 2700 K  
 cod. lamled073



**T.38 tubolare vintage E27 led**  
 filamento led vetro chiaro  
 effetto filamento di carbonio  
 110-240V - 12.000 h - 3,8x31cm  
 6w - 650 lm - 2200 K  
 cod. lamled032

**led dimmerabile / led dimmable**



**T.25 E14 tubolare led dim**  
 vetro chiaro/clear glass  
 220-240V - 12.000 h - 2,5x9,7cm  
 5w - 480 lm - 3000 K  
 cod. lamled096

vetro sabbiato/frosted glass  
 5w - 440 lm - 3000 K  
 cod. lamled085



**T.37 E27 tubolare led dim**  
 vetro sabbiato/frosted glass  
 220-240V - 15.000 h - 3,7x12  
 9w - 900 lm - 3000 K  
 cod. lamled132



**T.38 E27 tubolare filamento led**  
 vetro sabbiato/frosted glass  
 220-240V - 15.000 h - 3,8x20cm  
 12w - 1200 lm - 3000 K  
 cod. lamled115

**led dimmerabile / led dimmable**

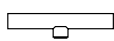


**T.37 E27 tubolare led dim**  
 vetro chiaro/clear glass  
 220-240V - 12.000 h - 3,7x12  
 6w - 650 lm - 2700 K  
 cod. lamled089

vetro opale/opal glass  
 6w - 600 lm - 2700 K  
 cod. lamled090  
 9w - 650 lm - 2700 K  
 cod. lamled148



**G9 PMMA silicone led dim**  
 PMMA chiaro/clear  
 220-240V - 15.000 h - 6x1,5cm  
 5w - 450 lm - 2700 K  
 cod. lamled083

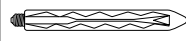


**linestra PMMA led s14d dim**  
 PMMA opale/opal  
 110-240V - 12.000 h - 3x30cm  
 5w - 450 lm - 3000 K  
 cod. lamled092

110-240V - 12.000 h - 3x50cm  
 8w - 750 lm - 3000 K  
 cod. lamled091



**linestra PMMA led s14s dim**  
 PMMA opale/opal  
 110-240V - 15.000 h - 3x100cm  
 16w - 1150 lm - 3000 K  
 cod. lamled094



**T.38 tubolare E27 led dim**  
 filamento led chiara  
 110-240V - 12.000 h - 3,8x31cm  
 6w - 650 lm - 2700 K  
 cod. lamled084



**gocchia gis A65 led dim**  
 vetro opale/opal glass  
 220-240V - 20.000 h - 2700 K  
 9w - 800 lm - 13x7cm  
 cod. lamled050



**G95 E27 led dim**  
 vetro opale/opal glass  
 110-240V - 15.000 h - 9,5x13cm  
 7w - 560 lm - 2700 K  
 cod. lamled086